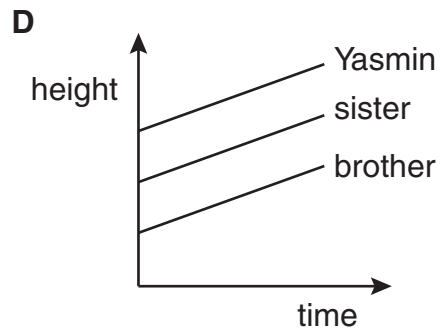
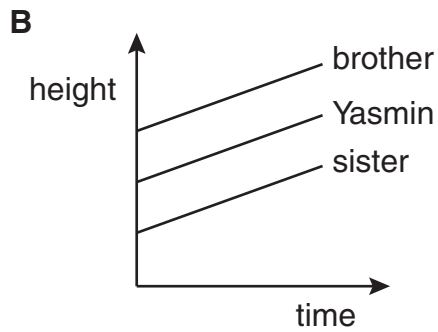
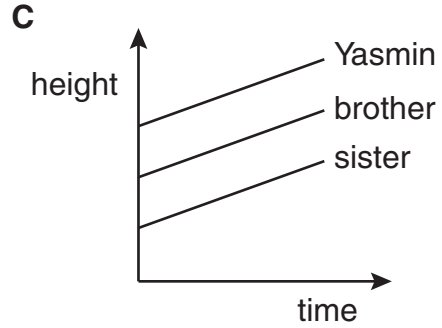
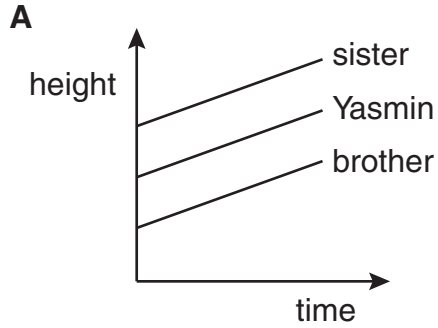


- 1** Yasmin has always been 10 cm taller than her brother and 10 cm shorter than her sister.

Which graph best shows this?



2 $-10 - (-8) =$

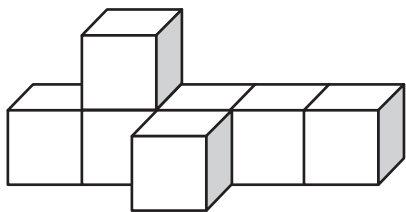
- A** -2
- B** -18
- C** 18
- D** 2

- 3 There are 24 students in a class.
They voted to choose a colour for the class shirts.

$\frac{1}{4}$ of the class chose blue.
 $\frac{1}{6}$ of the class chose yellow.
The rest of the class chose red.

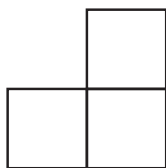
How many students chose red?

- A 4
- B 6
- C 10
- D 14




- 4 Which is **not** a possible view of the object?

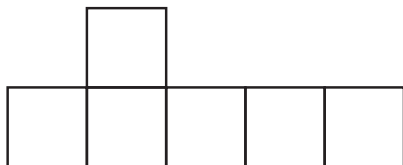
A



C



B



D

